

 pico



agenda

- general information & overview
- highlights of our works
- financial overview
- Q & A



general information & overview



highlights of our works









S 500

Information





THAI



*A Journey through
Thai senses*




Sight

Sound

Scent

Taste

Touch

A series of five panels illustrating the senses: Sight (television), Sound (ear), Scent (perfume), Taste (food), and Touch (hand).





financial overview



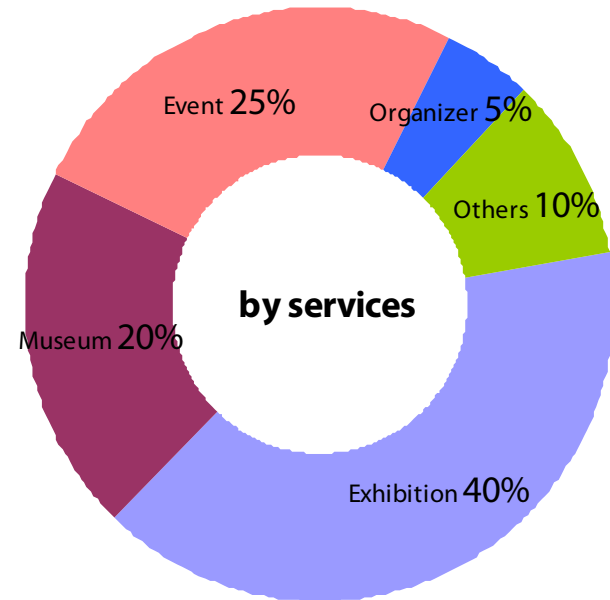
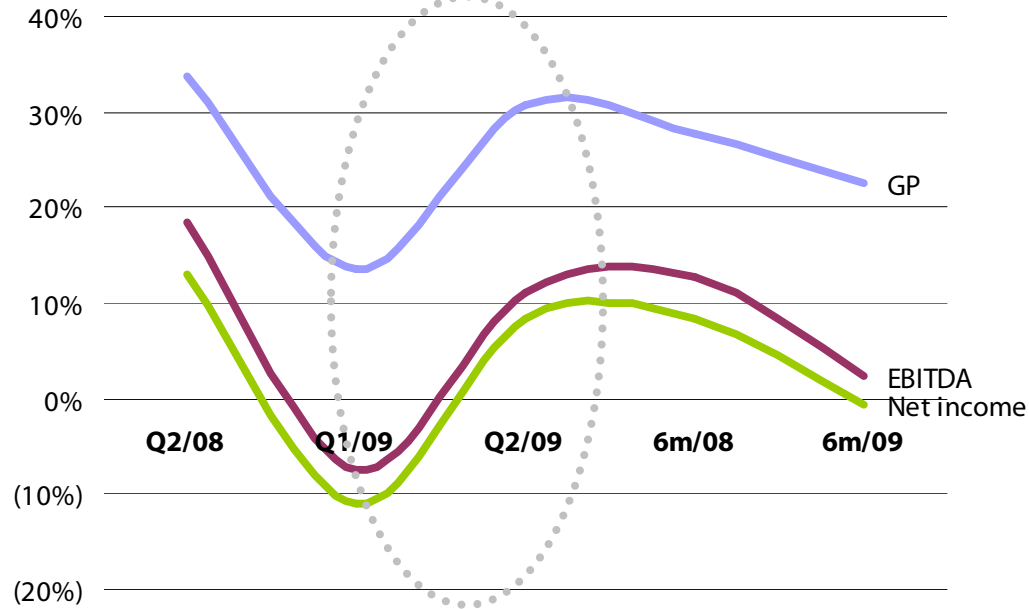
profit & loss summary

| Unit: Baht million | Q2/08 | Q1/09 | Q2/09 | 6m/08 | 6m/09 |
|---------------------------|--------------|---------------|--------------|--------------|--------------|
| Sales | 348.1 | 149.8 | 166.7 | 582.2 | 316.5 |
| Overhead | 64.8 | 37.2 | 37.7 | 104.4 | 74.9 |
| EBITDA | 64.1 | (11.3) | 18.6 | 73.9 | 7.3 |
| Net income (loss) | 44.8 | (16.4) | 14.1 | 48.3 | (2.3) |
| EPS (Baht/share) | 0.39 | (0.14) | 0.12 | 0.42 | (0.02) |



efficiency & segmentation

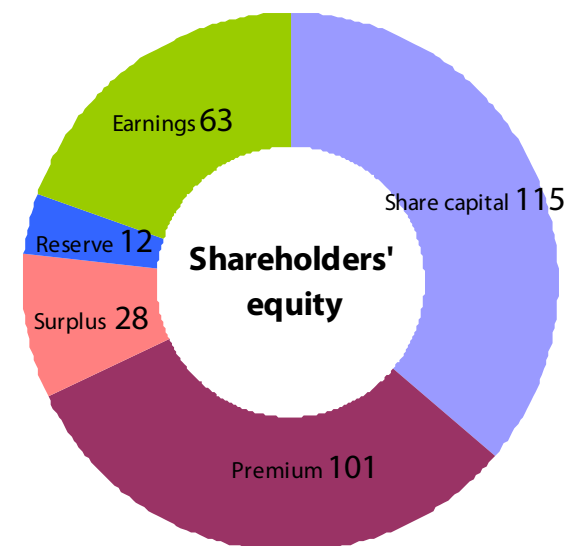
~10%
increased

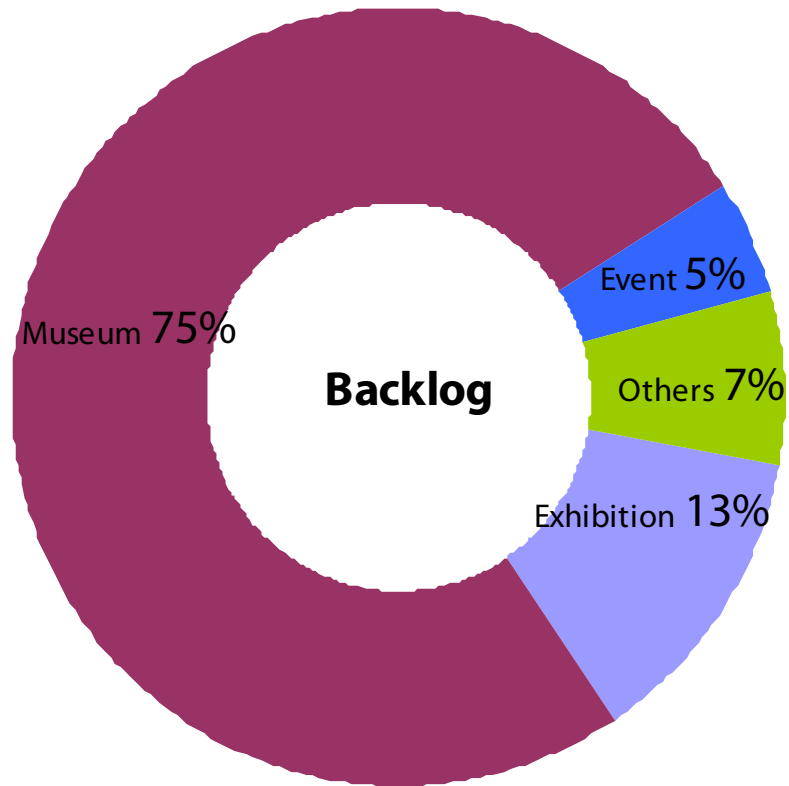




balance sheet summary

| Unit: Baht million | Apr/08 | Oct/08 | Jan/09 | Apr/09 |
|---------------------------------------|--------------|--------------|--------------|--------------|
| Cash | 86.4 | 59.1 | 48.0 | 35.3 |
| Current investments | 100.3 | 85.2 | 45.3 | 63.3 |
| Trade A/R | 167.3 | 197.9 | 121.0 | 140.0 |
| Total current assets | 476.6 | 460.2 | 299.8 | 328.4 |
| Property | 102.6 | 108.8 | 105.5 | 101.8 |
| Total assets | 601.0 | 597.8 | 436.1 | 460.4 |
| Trade A/P | 165.6 | 130.8 | 68.3 | 86.4 |
| Total current liabilities | 243.3 | 246.0 | 123.0 | 134.8 |
| Total equity | 352.7 | 346.3 | 309.2 | 323.3 |
| Total liabilities & Equity | 601.0 | 597.8 | 436.1 | 460.4 |





160 MB

as of april 30, 2009,
backlog on hand is
baht 160 million of
which around baht
100 million is from
museum.



Q & A